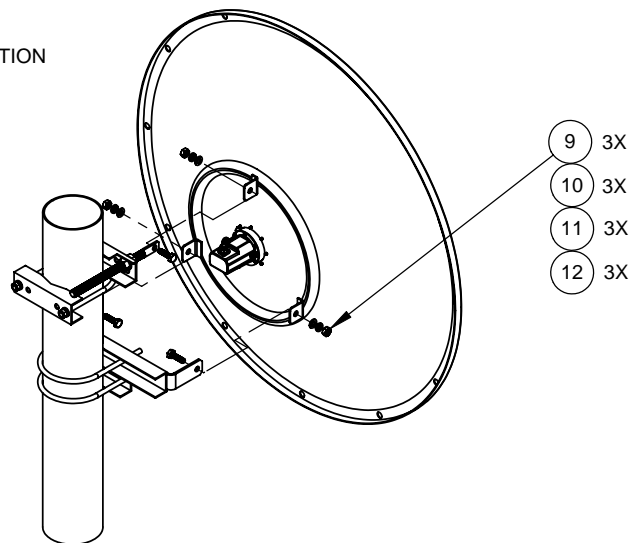


### **STEP 1: INSTALL FEED TO REFLECTOR**

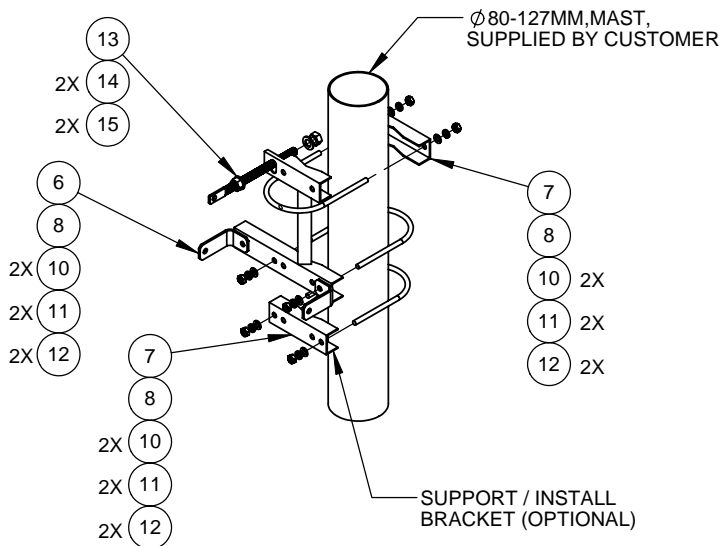
DUAL SLANT 45 DEG CAN BE ACHIEVED BY ROTATING FEED 45 DEG (ONE HOLE).



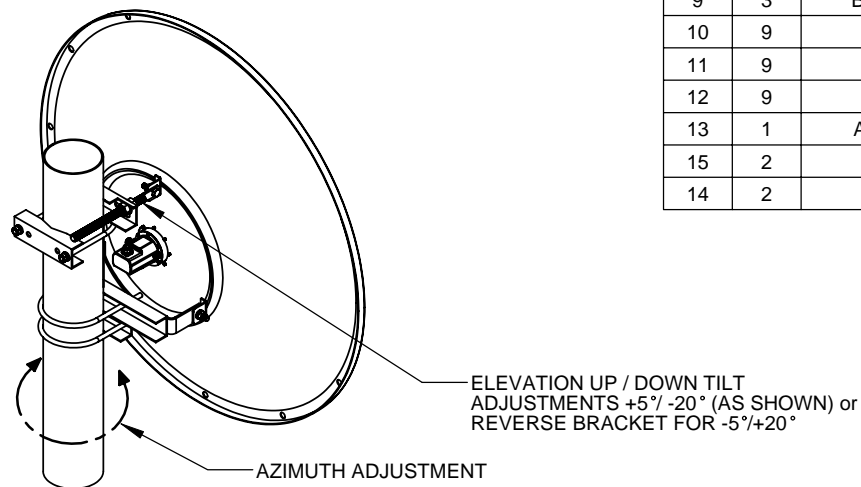
### **STEP 3: INSTALLATION OF REFLECTOR ASSY TO MTG BRACKET**

## **MATERIALS LIST**

ITEM	QTY	DESCRIPTION
1	1	FEED
2	1	FEED MTG KIT, RETAINING RING
3	8	FEED MTG KIT, SCREW SKT HD, M4
4	8	FEED MTG KIT, LCK WSHR, M4
5	1	2FT OR 3FT REFLECTOR
6	1	WELDED BRACKET
7	2	SUPPORT / INSTALL BRACKET
8	3	LARGE U-BOLT, M10 (POLE DIA.
9	3	BOLT, HEX HD, M10 X 35MM
10	9	FLAT WASHER, M10
11	9	LOCK WASHER, M10
12	9	NUT, HEX, M10
13	1	ADJUSTABLE, SCREW, M16
15	2	NUT, HEX, M16
14	2	FLAT WASHER, M16



### **STEP 2: INSTALL MTG BRACKET TO POLE (DIA 80MM- 127MM)**



### **STEP 4: UNIT ALIGNMENT**

HARDWARE SHALL BE TORQUED TO 8-9 Nm

## **INSTALLATION INSTRUCTIONS FOR 2FT/3FT REFLECTOR AND FEED**